






Foundation Stage 1 Medium Term Plan

Autumn Term 2

Weeks	Core books & rhymes	Skills and Activities	Home support ideas
1-3	 <p><i>Good Morning</i> <i>Good afternoon</i> <i>Autumn Leaves</i></p>	<p>I can find myself on my self-registration card – Identifying photos of themselves.</p> <p>I can sing a song – Singing various songs throughout the day.</p> <p>I can make marks – Drawing/painting/collage.</p> <p>I can manage my belongings – Carrying my own bags/putting away my water bottle/hanging up my coat on my peg.</p> <p>I can use new vocabulary – Talking about night and day.</p> <p>I can act out scenarios from my life at home – Start to use conversation in my role play.</p> <p>I can manage my toileting independently – Using the toilet at Nursery with greater independence. I can ask for support if necessary and know how to flush the toilet and wash my hands.</p>	<p>Supporting your child to:</p> <ul style="list-style-type: none"> • look at photographs of themselves at home. • play with Playdough and look for Dough Gym activities on YouTube. • practise putting on their backpack/identify their own things. • name their own toys at home. • chat at home when you are cooking or eating meals together and name the objects that you are using, such as 'knife and fork'. • use the toilet, flush and wash hands with greater independence.
3/4	 <p><i>Good Morning</i> <i>Good afternoon</i> <i>The Rockets in the sky go swish, swish, bang...</i></p>	<p>I can join in with simple songs – Learn the 'The Rockets in the Sky' rhyme.</p> <p>I can talk about things that matter to me, what I am good at and making friends – Talk about the differences between us in terms of height, eye, hair colour etc.</p> <p>I know which day is a school day – Repeat the days of the week on the class calendar.</p> <p>I can handle a book - Choose a book from the Foundation Stage library and be able to say a short sentence about it. Talk about the different parts of the book like the cover, pages, spine and where the writing is.</p> <p>I can use vocabulary about my day in school – I can use words such as bag, coat, water bottle, jumper and toilet.</p> <p>I can count up to 10 – Join in with counting opportunities.</p> <p>I can separate calmly from my adult at the beginning of the session – Use the greetings board to decide if I want a 'hello' a high 5 or a smile. <i>There is an option to say how we feel instead if they would prefer.</i></p>	<p>Supporting your child to:</p> <ul style="list-style-type: none"> • sing the 'The Rockets in the sky' song at home. • find the differences between people in the family. • talk about who they have played with at school and what they enjoyed doing together. • talk about what day of the week it is before coming to Nursery. • share their library book at home and say what they liked about it. • talk about what they enjoyed at school today. • count the people, objects and actions at home like Squawk does in Nursery. • talk on the way to school about what they would like as their greeting.

Foundation Stage 1 Medium Term Plan

5	 	<p>Recognise that the days of the week are different – Know that we have Mindful Monday, Tune-in Tuesday, Wellbeing Wednesday, Thinking about maths Thursday and Firework Friday.</p> <p>Recognise the name of the season – Winter, looking at wintry pictures and learning new vocabulary.</p> <p>Understand simple questions about who, what, where or why? - Start to answer questions with short answers.</p> <p>Talk about events that are important to me and to others - Talk about the events that we celebrate in our families and if any of us celebrate the same things.</p> <p>Talk about Advent and the idea of getting ready – Reflect on what we get ready for and what we do to get ready. Open the Advent calendar each day.</p> <p>Be able to use 1-2-1 correspondence when counting to 5 – Count the animals and presents in the story of Dream Snow.</p> <p>Explore emotions through play and stories – Talk about how the farmer felt in Dream Snow through the feelings of being tired, cosy, thoughtful and excited.</p> <p>Describe the shapes of objects around us – Play ‘What’s under the snow?’, relating it to guessing the animals under the snow in the Dream Snow story.</p> <p>Discuss and explore the festival of Diwali - Explore the story of Rama and Sita, talking about good and bad. Make light themed craft activities (dependent on when this falls in the month).</p>	<p>Supporting your child to:</p> <ul style="list-style-type: none"> • talk about the days of the week. • use the words <i>mindful</i>, <i>tune-in</i>, <i>wellbeing</i>, <i>maths</i> and <i>fireworks</i> at home each day. You could ask your child to do the fireworks action that we do on a Friday. • look for signs of Winter and talk about changes in weather, trees and if it is warm or cold. • practise asking questions about their day and reinforce the idea about really listening to each other. Talk about how we look at each other when we are REALLY listening. • explain what we do to get ready for school, mealtimes, going out, birthdays and special events. • talk about emotions and how we can feel calm and content. Remind them about our calming wands and the different emotions in the Dream Snow story. • get a cloth, put some objects underneath it and ask your child to guess what is there. • talk about the story of Diwali and discuss times of celebration and special family events that are important to their family.
6/7		<p>Explore natural phenomena in our environment - Look for signs of winter and how some trees will have lost their leaves but some will still have them.</p> <p>Be able to express a point of view and to debate when they disagree with an adult or friend – Talk about the differences that there are between us and reflect on how that we don’t have to all think the same but can still be friends.</p> <p>Consider what can be done with different materials – Making festive cards, calendars and decorations.</p> <p>Discuss the Christian story of the Nativity - Using our wooden nativity set, I can talk about the birth of Jesus and comment on things I find interesting and puzzling.</p> <p>Investigate different customs of Christmas for others and myself - Discuss what is important at this time for my family, explore what others may do and look at the customs of this time of year, e.g., trees, presents, advent calendar, etc.</p>	<p>Supporting your child to:</p> <ul style="list-style-type: none"> • talk about the weather each day on the way to school and look for wintry pictures. • talk about favourite colours, foods, books and stories and how we all like different things. • talk about the story of the Nativity and discuss times of celebration and special family events that are important to their family. • begin to explore the differences and experiences between themselves and others, e.g., the different celebrations, the variety of beliefs, customs, skin colours and family make-up, all in an age-appropriate way.

Winter/Advent

*Good Morning
Good Afternoon
Christmas songs and
rhymes*

6/7

Winter/Advent/Christmas

*Good Morning
Good Afternoon
Christmas songs and
rhymes*

Foundation Stage 1 Medium Term Plan

CL	PSED	PD	Literacy	Maths	UW	EAD
<p>Listen and respond to a simple instruction.</p> <p>Use intonation, pitch and changing volume when talking.</p> <p>Listen to other people's talk with interest.</p> <p>Start to say how we are feeling.</p> <p>Listen to simple stories, with the help of pictures.</p>	<p>Be able to interact with others, and start to build friendships.</p> <p>Be able to separate calmly from our adult at drop-off time.</p> <p>Express preferences.</p> <p>Find ways of making transitions.</p> <p>Feel strong enough to express a range of emotions.</p> <p>Be able to use the toilet with greater independence.</p> <p>Think about what I am good at.</p> <p>To share special times I may celebrate with my family.</p>	<p>Be able to use our bodies in a range of ways: sitting, walking, running, jumping, skipping and hopping.</p> <p>Fit ourselves in to spaces such as tunnels, dens and large boxes.</p> <p>Build independently using a range of resources.</p> <p>Start to use different tools such as pencils, paintbrushes and scissors.</p>	<p>Tune in to songs and rhymes.</p> <p>Sing songs and say rhymes.</p> <p>Have favourite books.</p> <p>Be able to handle a book.</p> <p>Develop play around favourite stories.</p> <p>Enjoy drawing freely.</p> <p>Add some marks that carry meaning to their drawings.</p>	<p>Take part in finger rhymes with numbers.</p> <p>React to changes in a group of up to 3 objects.</p> <p>Count in everyday contexts of up to 5.</p> <p>Notice patterns and arrange things in patterns.</p>	<p>Explore and respond to natural phenomena in our immediate environment.</p> <p>Know that it is Autumn.</p> <p>Make connections between features of our family and other families.</p> <p>Discuss the Christian festival of Christmas.</p> <p>Discuss the Sanātana Dharma festival of Diwali.</p>	<p>Explore our voices and the different sounds that they make.</p> <p>Join in with some songs and rhymes, making some sounds.</p> <p>Make rhythmical and repetitive sounds.</p> <p>Enjoy and take part in action songs.</p> <p>Start to develop pretend play.</p> <p>Explore different materials, using all of our senses to investigate them.</p> <p>Using creative techniques to make pictures/cards and gifts for seasonal celebrations.</p>
Vocabulary	<p>hello, hi, goodbye, please, thank you, help, sorry, friends, sharing, take turns, who? when? how? what? why? adult, girl, boy, he, she, bag, peg, water bottle, fruit, snack, toilet, coat, story book, door, window, home time, choose, learning, inside, outside, Autumn, red, blue, yellow, green, white, black, shapes, colours, square, triangle, rectangle, start, stop, Monday, Tuesday, Wednesday, Thursday, Friday, Saturday, Sunday, One, two, three, four, five, hands, fingers, thumbs, pencil, toys, learning, morning, afternoon, night, day, breakfast, lunch, dinner, same, different, horse, sheep, cow, pig, chicken, farmer, presents, advent, fireworks, Christmas, winter, snow, moon, stars, Diwali, Sanātana Dharma light, diya, Rama, Sita, Ravana, good, bad, celebrate, fireworks, presents, baby Jesus, stable, animals, gifts, shepherds, Magi, star, Christian.</p>					