







Foundation Stage 1 Medium Term Plan

Autumn Term 1

Weeks	Core books & rhymes	Skills and Activities	Home support ideas
1-3	 	<p>I know the names of the different rooms in my setting. I can help with craft activities to define each room - I can join in making big owls and bees for each room. I can discuss and share my knowledge of bees and owls - I can share my knowledge. I am learning about bees and owls - I can listen and ask questions about bees and owls.</p>	<p>Supporting your child to:</p> <ul style="list-style-type: none"> • settle in and make relationships.
4			
All About Me	 <p><i>Good Morning Good Afternoon</i></p>	<p>I can find myself on my self-registration card – Identifying a photo of myself. I can sing a song – Singing the Good Morning/Good afternoon song. I can make marks – Drawing/painting/collage. I can manage my belongings – Carrying my own bags/putting away my water bottle/hanging up my coat on my peg. I can name what I see – Name the toys that are in the setting. I can act out scenarios from my life at home – Role playing in the home area and dressing up I can manage my toileting independently – Using the toilet at Nursery, asking for or indicating I need support if necessary.</p>	<p>Supporting your child to:</p> <ul style="list-style-type: none"> • look at photographs of themselves at home. • colour with pencils/draw with chalks. • practise putting on their backpack/identify their own things. • name their own toys at home. • chat at home when you are cooking or eating meals together. • go to the toilet with support as necessary to encourage independence.
All About Me & Being Ready for School	 <p><i>This Little Hand Good Morning Good Afternoon</i></p>	<p>I can join in with simple songs – Learn the ‘This Little Hand’ rhyme. I can talk about things that matter to me – Talk about my family and friends. I know which day is a school day – Repeat the days of the week on the class calendar. I can handle a book - Choose a book from the Foundation Stage library. I can use vocabulary about my day in school – I can use words such as bag, coat, water bottle, jumper and toilet. I can count up to 10 – Join in with counting activities. I can separate calmly from my adult at the beginning of the session – Use the greetings board to decide if I want a ‘hello’ a high 5 or a smile.</p>	<p>Supporting your child to:</p> <ul style="list-style-type: none"> • say the ‘This Little Hand’ rhyme at home. • talk about who they have played with at school. • talk about what day of the week it is before coming to school. • share their library book at home. • talk about what they enjoyed at school today. • count objects at home. • talk on the way to school about what they would like as their greeting.

Foundation Stage 1 Medium Term Plan

6	Autumn & Sukkot		<p>Recognise that the days of the week are different – Know that we have Mindful Monday, Tune-in Tuesday, Wellbeing Wednesday, Thinking about maths Thursday and Firework Friday.</p> <p>Recognise the name of the season – Autumn - Sing the song ‘Autumn leaves are falling down’.</p> <p>Understand simple questions about who, what, where or why? - Start to answer questions with one word answers.</p> <p>Talk about events that are important to me and to others - Talk about Sukkot and relate it to events that we celebrate in our family.</p>				<p>Supporting your child to:</p> <ul style="list-style-type: none"> • talk about the days of the week. • look for signs of Autumn and talk about changes in weather, trees and if it is warm or cold. • practise asking questions about their day. 	
		<p><i>Good Morning</i> <i>Good Afternoon</i> <i>This little hand rhyme</i> <i>Autumn Leaves</i></p>						
7	Autumn & Harvest		<p>Explore natural phenomena in our environment - Look for signs of Autumn and collect natural objects such as leaves, conkers or acorns.</p> <p>Explore different textures in the setting – Talk about the textures of sand, water and the various Autumn natural objects.</p> <p>Consider what can be done with different materials - Make an Autumn wreath, using a paper plate and natural objects found in the Autumn. Make a collective art painting/collage.</p> <p>Explore emotions through play and stories - Talk about being an individual in relation to the ‘Only a Tree’ story. Also talk about ways in which we can calm down. Make Calming Wands out of sticks</p>				<p>Supporting your child to:</p> <ul style="list-style-type: none"> • collect natural objects from the pavement or park and talk about how they look, feel and where they have come from. • talk about colours in relation to trees. What colour are the leaves? Are they all the same? • talk about emotions and how we can feel calm and content. 	
		<p><i>Good Morning</i> <i>Good Afternoon</i> <i>This little hand rhyme</i> <i>Autumn Leaves</i></p>						
CL	PSED	PD	Literacy	Maths	UW	EAD		
<p>Listen and respond to a simple instruction.</p> <p>Use intonation, pitch and changing volume when talking.</p> <p>Listen to other people’s talk with interest.</p> <p>Start to say how we are feeling.</p> <p>Listen to simple stories, with the help of pictures.</p>	<p>Be able to interact with others.</p> <p>Be able to separate calmly from our adult at drop-off time.</p> <p>Express preferences.</p> <p>Find ways of making transitions.</p> <p>Feel strong enough to express a range of emotions.</p> <p>Be able to use the toilet independently.</p> <p>To know our 3 School Rules.</p>	<p>Be able to use our bodies in a range of ways: sitting, walking, running, jumping, skipping and hopping.</p> <p>Fit ourselves in to spaces such as tunnels, dens and large boxes.</p> <p>Build independently using a range of resources.</p> <p>Start to use different tools such as pencils, paintbrushes and scissors.</p>	<p>Tune in to songs and rhymes from our First Steps Phonics.</p> <p>Sing songs and say rhymes.</p> <p>Have favourite books.</p> <p>Be able to handle a book.</p> <p>Develop play around favourite stories.</p> <p>Enjoy drawing freely.</p> <p>Add some marks that carry meaning to their drawings.</p>	<p>Take part in finger rhymes with numbers.</p> <p>React to changes in a group of up to 3 objects.</p> <p>Count in everyday contexts of up to 5.</p> <p>Notice patterns and arrange things in patterns.</p>	<p>Explore and respond to natural phenomena in our immediate environment.</p> <p>Know that it is Autumn.</p> <p>Make connections between features of our family and other families.</p>	<p>Explore our voices and the different sounds that they make.</p> <p>Join in with some songs and rhymes, making some sounds.</p> <p>Make rhythmical and repetitive sounds.</p> <p>Enjoy and take part in action songs.</p> <p>Start to develop pretend play.</p> <p>Explore different materials, using all of our senses to investigate them.</p>		

Foundation Stage 1 Medium Term Plan

Vocabulary

Busy Bee and Wise Owl rooms, hello, hi, goodbye, please, thank you, help, sorry, friends, sharing, take turns, who? when? how? what? why? adult, girl, boy, he, she, bag, peg, water bottle, fruit, snack, toilet, coat, story book, door, window, home time, choose, learning, inside, outside, Autumn, red, blue, yellow, green, white, black, shapes, colours, square, triangle, rectangle, start, stop, Monday, Tuesday, Wednesday, Thursday, Friday, Saturday, Sunday.